

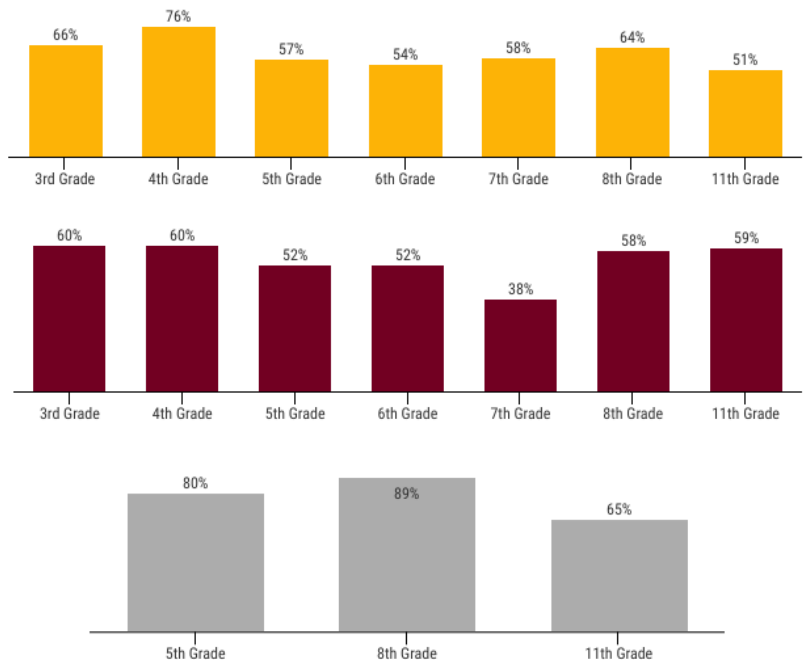
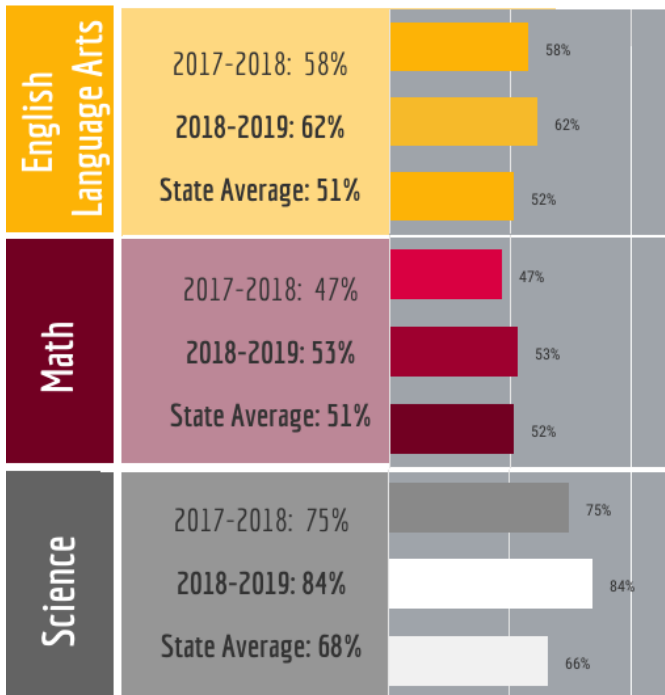
Conestoga Public Schools

677
Students

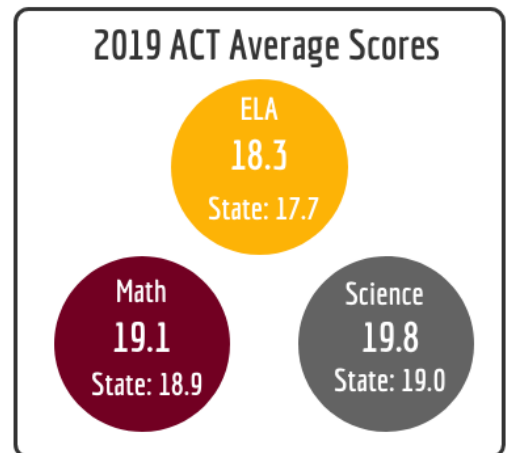
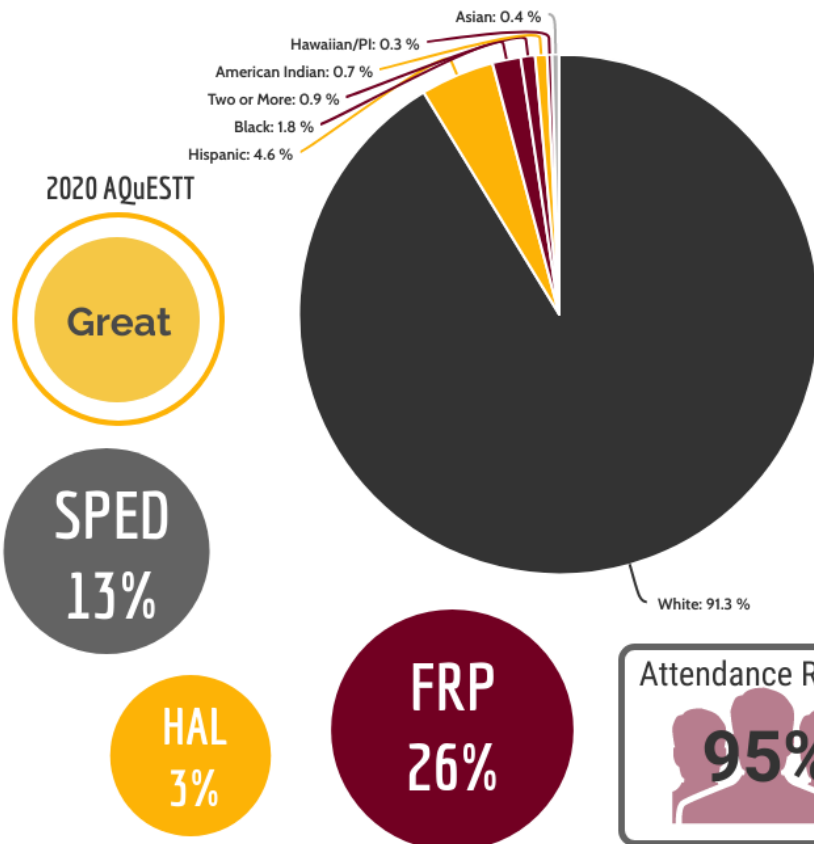
57
Teachers

NSCAS Combined Results 2017-2019: 3rd-8th

NSCAS Grade Level Results 2019 % Proficient: 3rd-11th (ACT)



Student Demographics





2019-2020 Conestoga Public Schools Annual Report Card



Conestoga Public Schools' Mission: *Conestoga Inspires and Prepares Students for Life*

Governing Values and Beliefs:

The mission of the Conestoga Public Schools is based upon the following values and beliefs:

- All students can learn and have special gifts
- Learning is best achieved in an atmosphere of mutual respect, caring, trust, and resiliency
- Learning is a cooperative responsibility among the home, school, community, and the learner
- Teaching and learning are both a skill and a passion
- Learning is a personalized experience

Board of Education Goal:

By 2025, Conestoga will consistently rank in the Top Academic 20% of Nebraska School Districts using standardized assessments and maintain student participation rate of 100% for school extracurricular activities.

Top Strategic Initiatives 2018-2020

1. Focus on instructional model as top priority task by streamlining expectations and filtering out distractions.
2. Develop individualized career activity plans for students.
3. Review and update curriculum, including advanced level courses and occupational/technology courses.
4. Develop leadership programs within extra-curricular activities.

Conestoga School District

The Conestoga School District (#56) comprises approximately 198 square miles in Cass and Otoe Counties. The district is made up of the communities of Nehawka, Murray, Beaver Lake, Lake WaConDa (partial), and the surrounding rural areas. The district is organized as a PreK-12 educational program with the PreK-6 Building located in Murray and the 7-12 building located 2.5 miles west of Murray on Highway #1.

Conestoga is classified as a Class III (PreK-12) district by the Nebraska Department of Education and a Class C1 school by the Nebraska School Activities Association. AdvancEd, which serves an 18-state region of schools and colleges, has recognized the elementary and secondary programs for meeting high quality educational standards and has accredited all grade levels. In 2019-2020 Conestoga was a member of the East Central Nebraska Conference. Member schools include Auburn, East Butler, Elmwood-Murdock, Johnson County Central, Louisville, Malcolm, Mead, Palmyra, Weeping Water, Yutan, and Freeman. School year 2020-2021 Conestoga joined the Capital Conference. Member schools include Arlington, Ashland-Greenwood, Douglas County West, Fort Calhoun, Logan View, Louisville, Syracuse, Raymond Central and Yutan.

The Conestoga School District is governed by a six-member board of education. The Board meets at the High School building in Murray the second Tuesday of the month. The meetings start at 7:00 PM, unless otherwise advertised. The 2020- 2021 members of the Board of Education are: President Allison Welch, Vice-President David Duzik, Secretary Candace Kelley, Treasurer Tracey Priefert, and members Jason Nolting and Dean Nickels.

The Conestoga Public Schools Educational Foundation is a non-profit organization that operates separately, but as an extension of the schools. The Conestoga Board of Education serves as the Foundation Trustees. The Foundation was formed for acceptance of tax-deductible donations from interested supporters of education. Since the formation of the Foundation in 1989, donations of cash and equipment have been provided as memorials and contributions. Each year the Foundation awards scholarships to graduating seniors from the Conestoga Schools to further their education.

Student February 2021 Enrollment Numbers



Grade	2016-2017	2017-2018	2018-2019	2019-2020	2020-2021
Pre K	32	40	61	58	42
K	51	38	35	35	58
1	53	51	46	34	41
2	45	53	54	39	39
3	57	46	50	55	39
4	50	59	50	54	55
5	48	54	60	49	58
6	54	48	53	53	50
K-6	358	349	348	319	340
7	48	57	51	54	54
8	50	52	55	47	55
9	55	54	47	49	49
10	53	57	53	43	52
11	47	48	47	51	42
12	51	48	47	50	53
7-12	304	316	303	294	305
K-12	662	665	651	613	645
PreK—12	694	705	712	671	687

Attendance

Data Years	State	District
2019-2020	94.30%	95.03%
2018-2019	94.48%	94.66%
2017-2018	94.30%	95.21%
2016-2017	94.59%	94.98%
2015-2016	94.89%	95.44%
2014-2015	95.17%	95.11%
2013-2014	95.18%	95.38%
2012-2013	95.30%	95.63%
2011-2012	95.55%	95.70%
2010-2011	95.18%	95.32%

Free and Reduced Meals

Data Years	State	District
2019-2020	45.60%	26.00%
2018-2019	45.21%	26.32%
2017-2018	45.83%	29.50%
2016-2017	44.65%	31.52%
2015-2016	44.12%	24.62%
2014-2015	44.23%	23.26%
2013-2014	44.93%	25.70%
2012-2013	44.18%	23.94%

NSCAS Summary

Data Years	English Language Arts*	Mathemat-	Science
2019-2020	Cancelled -due to covid	-	-
2018-2019	62 %	53 %	84 %
2017-2018	58 %	47 %	75 %
2016-2017	57 %	**	84 %
2015-2016	**	**	88 %

Results above include students who participated in the NSCAS General and NSCAS Alternate Assessments. NSCAS ACT results are in a separate section of the NEP. New assessments aligned to the NCC Ready Standards were first administered in 2016-17 for ELA and 2017-18 for Mathematics.
 ** This website masks or hides data for groups with 10 or fewer students to protect confidential information about individual students as required by federal law.

Graduation Rate

Data Years		State		District	
Expected Graduation Year	Years to Graduate	Graduation Rate	# Graduates	Graduation Rate	# Graduates
2016	4	89.27%	19668	95.92%	47
2017	4	89.11%	19931	91.84%	45
2018	4	89.03%	20546	95.83%	46
2019	4	88.42%	20491	89.58%	43
2020	4	87.51%	20690	95.83%	46

Improvement Goals Provided by the school district for 2019-2020

Elementary

Goal 1 - Math

- Increase math problem-solving scores by 10%, which will be measured three times a year by using MAPs and/or AIMSWeb.

Goal 2 - Reading Comprehension

- Increase comprehension scores by 10% to the “at or above grade level,” which will be measured three time a year using AIMSWeb or MAPs.

Goal 3 - Reading Fluency

- Increase fluency scores by 10%, which will be measured three times a year using AIMSWeb or StoryTown.

Goal 4 - Behavior

- After a baseline is established with teacher checklists and SWISS, students will decrease time spent out of the classroom due to disruptive behavior, by the end of the school year.

Conestoga Jr-Sr High School Annual Goals

- With the utilization of ICU and CAT, 98% of students will pass their classes each semester of every year.
- Cultivate a culture of collaboration to benefit student learning by having 100% of staff utilization data to drive instruction after providing PLC training and implementing PLC’s within departments.
- Increase student engagement in all classes to 80% by completing coaching walkthroughs and providing training on best practices in the classroom (data for this can be compiled by coaching data)

Special Education Services

Special education services are specially designed instruction, at no cost to the parent, to meet the unique needs of a child with a verified disability. School districts must ensure that all children with verified disabilities, from birth to age 21, have available to them a free appropriate public education which includes special education and related services to meet their unique needs.

The *Students in Special Education* report displays the percent of students, ages 5-21 as of October 1st, who are receiving special education services divided by the number of all students in grades K-12 as reported in Fall membership.

Part B School Age

The report titled *Special Education - Part B School Age* includes students with a verified disability, ages 6 to 21.

These students are reported under 13 primary disability categories and across 8 setting categories.

Part B Preschool

The report titled *Special Education – Part B Preschool* includes children with a verified disability, ages 3 to 5.

These children are reported under 13 primary disability categories and across 9 setting categories.

Part C Infant/Toddler

The report titled *Special Education – Infant/Toddler* includes infants and toddlers with a verified disability, ages birth to 3.

Early intervention services means developmental services that:

- Are provided under public supervision;
- Are selected in collaboration with parents;
- Are provided at no cost (except in some unique situations)
- Are designed to meet the developmental needs of an infant or toddler with a disability and the needs of the family to assist appropriately in the infant’s or toddler’s development, as identified by the Individualized Family Service Plan (IFSP) Team, in any one or more of the following areas, including; physical development, cognitive development, communication development social or emotional development or adaptive development.

PERCENTAGE OF STUDENTS IN SPECIAL EDUCATION		
Data Years	State	District
2019-2020	15.56%	13.29%
2018-2019	15.48%	16.59%
2017-2018	15.12%	12.54%
2016-2017	14.97%	12.22%



Teachers Degree/Experience/Salary

TOTAL TEACHER FTE			TOTAL TEACHER COUNT WITH MASTER'S DEGREES		PERCENTAGE OF TEACHER COUNT WITH MASTER'S DEGREES	
Data Years	State	District	State	District	State	District
2019-2020	23855.86	57.25	13373.79	30.25	56.06%	52.84%
2018-2019	23702.34	53.03	13570	24	55.99%	42.86%
2017-2018	23492.07	56.50	13199	22	54.92%	38.60%
2016-2017	23322.10	56.37	12922	26	54.14%	45.61%
2015-2016	23001.85	55.51	12491	24	53.07%	42.11%

AVERAGE YEARS OF TEACHING EXPERIENCE		
Data Years	State	District
2019-2020	13.96	9.84
2018-2019	14.01	8.89
2017-2018	14.03	8.70
2016-2017	14.09	10.47
2015-2016	14.15	9.84

AVERAGE TEACHING SALARY		
Data Years	State	District
2019-2020	\$55,479	\$52,348
2018-2019	\$54,601	\$50,532
2017-2018	\$54,422	\$48,373
2016-2017	\$52,534	\$48,378
2015-2016	\$51,520	\$46,759

MTSS (Multi-tiered System of Supports)

MTSS (Multi-tiered System of Supports)

is the practice of providing high-quality instruction and to students based on their individual needs. Progress is monitored frequently and used to guide the decision making process for any change to instruction and goals.

Universal Screening is used to screen and monitor student progress to ensure the necessary skills are learned to become a successful reader.

Journey's reading Program was implemented in grades K-6 in August 2016.

HELPING YOUR CHILD SUCCEED!

Technology Is Essential For Learning

- Conestoga Public Schools has incorporated the 1 to 1 Technology Initiative. All students in grades K-12 receive a device.
- K-4th grade levels have a Chromebook for every student to use. Total number of Chromebooks are 270.
- 5th-6th grade students have iPad's for regular class instruction. Total number of iPad's 8th generation are 110. They also have access to a MacBook cart which holds 20 laptops.
- All students in grades 7th-8th receive and iPad for use during the school year. Total number of iPad generation are 110. They also have access to a MacBook cart which holds 20 laptops.
- All students in grades 9-12 receive an Apple MacBook Air for their educational use. Total number of MacBook Airs are 212.
- Each elementary and secondary teacher received Apple MacBook Airs and iPads.
- Each classroom is equipped with interactive white boards. The Promethean Boards which are attached to the walls are being replaced with ClearTouch Panels which are on mobile stands and can be located in various spots in their classrooms.
- Jr.-Sr. High windows computer labs are housed in the Library Media Center (19), Business Lab (18). The Media Lab 19 iMacs and the Library Media Center has one iMac

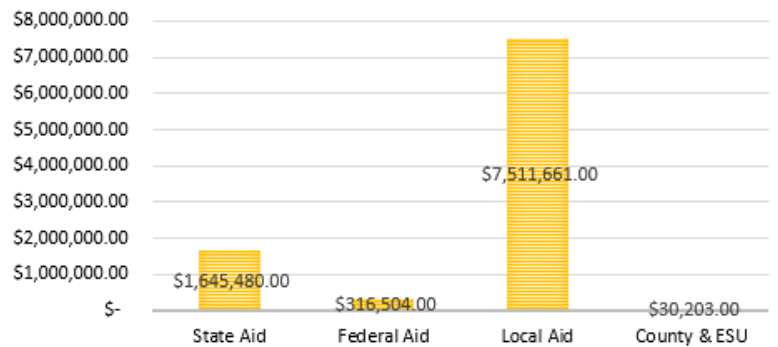


History of Levies and Valuations

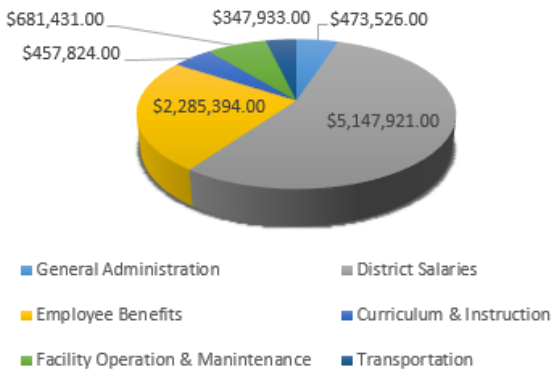
Budget Year	Bond	Special Building	General Fund	QCPUF	Total Levy	Valuations
2013-2014	\$0.134583	\$0	\$1.050	\$0.046564	\$1.231147	\$606,099,993
2014-2015	\$0.126941	\$0	\$1.050	\$0.042970	\$1.219911	\$658,003,738
2015-2016	\$0.114128	\$0	\$0.950000	\$0.035431	\$1.099559	\$716,842,629
2016-2017	\$0.096994	\$0	\$0.950000	\$0.037774	\$1.084768	\$727,782,142
2017-2018	\$0.098457	\$0.040000	\$0.950000	\$0.038095	\$1.126552	\$722,187,496
2018-2019	\$0.095212	\$0.040000	\$0.950000	\$0.035631	\$1.120864	\$749,674,553
2019-2020	\$0.088394	\$0.100000	\$0.950000	\$0.035445	\$1.173839	\$758,214,448
2020-2021	\$0.000000	\$0.100000	\$0.950000	\$0.034362	\$1.084362	\$814,547,330

District Financials

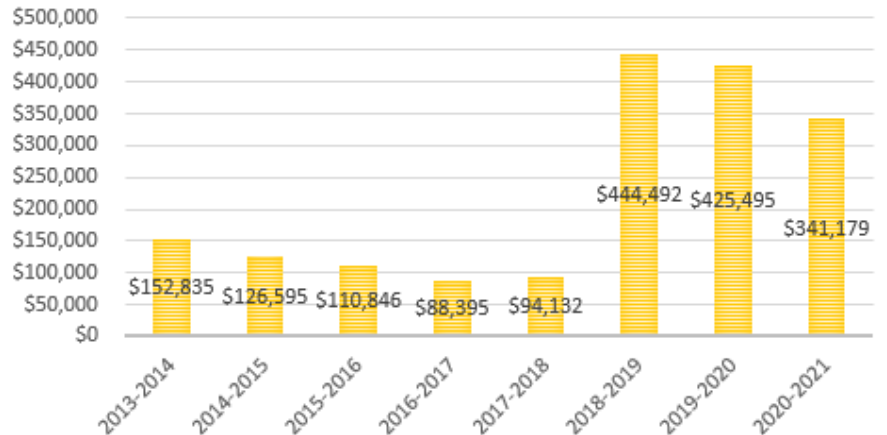
CONESTOGA'S ESTIMATED REVENUE FOR 2019-2020



FY2019-2020 Estimated Expenditures



STATE AID



Conestoga General Information

School Administrators

- **Dr. Beth Johnsen, Superintendent**
Email: bjohnsen@conestogacougars.org
 - **Rob Geise, Jr-Sr High Principal**
Email: rgeise@conestogacougars.org
 - **Eric Dennis, Elementary Principal**
Email: edennis@conestogacougars.org
 - **Lisa Bergmeyer, Director of Curriculum, Assessment and Instruction**
Email: lbergmeyer@conestogacougars.org
 - **Amanda Wright, Director of Student Services**
Email: awright@conestogacougars.org
- School is in session Tuesday through Friday, with a few exceptions as displayed on the district calendar.
 - Conestoga participates in the Federal School Foods program. Breakfast and lunch are available to purchase at all sites on a daily basis.
 - Conestoga Preschool serves students ages 3 and 4 with and/or without disabilities living in the Conestoga School district.
 - Happy Hearts Child Care is located at the elementary site and offers services to school employees and patrons of the district. Phone: 402-235-3776.
 - Cass County Head Start offers a satellite program at the elementary site. To contact this program, please call 402-235-2750.

NONDISCRIMINATION POLICY Notice of Nondiscrimination Conestoga Public School District does not discriminate on the basis of race, color, national origin, sex, disability, religion, age or other protected status in its programs and activities and provides equal access to the Boy Scouts and other designated youth groups. Retaliation is prohibited. The following employee has been designated to handle inquiries regarding the non-discrimination policies: Amanda Wright, Director of Student Services/Title IX Coordinator, 8404 42 Street, Murray, NE 68409, (402) 235-2271, awright@conestogacougars.org. For further information about anti-discrimination laws and regulations, or to file a complaint of discrimination with the Office for Civil Rights in the U.S. Department of Education (OCR), please contact OCR at One Petticoat Lane, 1010 Walnut Street #320, Kansas City, Missouri 64106, (816) 268-0550 (voice), or (877) 521-2172 (telecommunications device for the deaf), or ocr.kansascity@ed.gov.

This publication contains information reflecting the 2019-2020 school year. The publishing of an annual report allows the Conestoga Public Schools to meet the requirements of Rule 10 category 010.01A of the Nebraska Department of Education.

More importantly, it provides an opportunity to share information with the school community and others interested in Conestoga Public School. Data from school districts can be found at the Nebraska Department of Education website: <http://www.education.ne.gov>

More information about Conestoga Public Schools can be found on the school website: <http://www.conestogacougars.org>